

SIMT High Yield Bond Fund

Fact Sheet / March 31, 2024



Investment Strategy

The High Yield Bond Fund, (the "Fund") seeks to provide total return by investing in riskier, higher-yielding fixed income securities. Under normal circumstances, the Fund will invest at least 80% of its net assets in high-yield fixed income securities, primarily in securities rated below investment grade ("junk bonds"), including corporate bonds and debentures, convertible and preferred securities and zero coupon obligations. The Fund's securities are diversified as to issuers and industries. The Fund's weighted-average maturity may vary but will generally not exceed ten years.

Investment Philosophy and Process

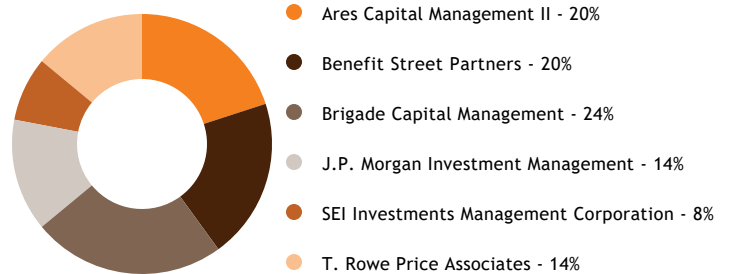
The Fund uses a multi-manager approach to portfolio construction that seeks to generate excess returns (i.e., returns in excess of benchmark) and at the same time provide diversification by avoiding over-concentration in a single investment style, sector or market trend. Our analysis seeks to identify each manager's competitive advantage and characteristics of that advantage that can be monitored on an ongoing basis. Asset allocation to a given manager is based on the manager's skill set, the current macro economic environment, and the risks inherent in each manager's strategy.

Fund Details

Total Net Assets	\$1.21 Billion
Share Class	Class Y
Ticker	SIYYX
CUSIP	78413L407
Inception Date	January 11, 1995
Expenses Before Waivers	0.74%
Expenses After Waivers*	0.64%

* Fee waivers are voluntary and may be discontinued at any time.

Manager Allocations



Manager Details

	Start Date	Key Attributes
● Ares Capital Management II	Apr 5, 2007	Intensive credit research; opportunistic approach
● Benefit Street Partners	Mar 31, 2014	Bottom-up security selection
● Brigade Capital Management	Apr 1, 2009	Tactical investment across the capital structure
● J.P. Morgan Investment Management	Oct 3, 2005	High-Yield, relative value research
● SEI Investments Management Corporation	Apr 30, 2005	Fundamental relative value research assessment
● T. Rowe Price Associates	Apr 30, 2018	High-conviction investor in under-followed issues

Performance Review

	Cumulative (%) as of Mar 31, 2024			Annualized (%) as of Mar 31, 2024				
	1 Month	3 Month	YTD	1 Year	3 Year	5 Year	10 Year	Since Inception
High Yield Bond Fund	1.01	2.13	2.13	11.71	2.75	4.73	4.63	6.71

Calendar Year Returns (%)

	2023	2022	2021	2020	2019	2018	2017	2016
High Yield Bond Fund	12.84	-11.56	10.15	5.57	13.55	-2.34	7.90	17.35

The inception date provided is for the Fund's oldest share class, Class F. Performance prior to Dec 31, 2014, the inception date of the Class Y shares, is that of Class F.

The performance data quoted represents past performance. Past performance does not guarantee future results. The investment return and principal value of an investment will fluctuate so that an investor's shares, when redeemed, may be worth more or less than their original cost, and current performance may be lower or higher than the performance quoted. For performance data current to the most recent month end, please call 1-800-DIAL-SEI.

To determine if the Fund is an appropriate investment for you, carefully consider the investment objectives, risk factors and charges, and expenses before investing. This and other information can be found in the Fund's full or summary prospectus, which can be obtained by calling 1-800-DIAL-SEI. Read the prospectus carefully before investing.

Portfolio Characteristics

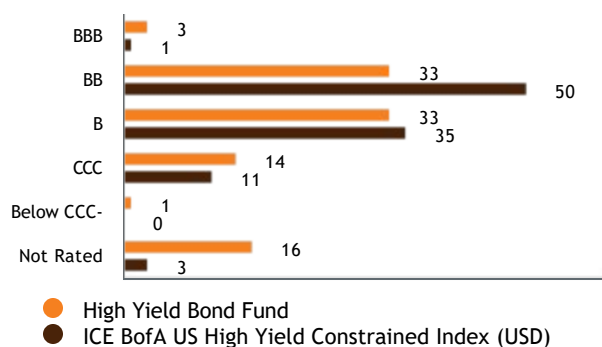
	Fund	Index
Effective Duration (Years)	2.92	3.31
Weighted Average Life (Years)	4.20	4.44
30-day SEC Yield (%)	8.21	N/A
Unsubsidized 30-day SEC Yield (%)	8.11	N/A
Number of Holdings	1,208	1,864

Top 10 Holdings (excluding cash)

	% of Net Assets
ZAYO GROUP HOLDINGS INC 4.00% 03/01/2027	0.58
TRANSDIGM INC 7.13% 12/01/2031	0.49
DISH NETWORK CORP 11.75% 11/15/2027	0.45
TCP_17-11 SUB 08/20/2029	0.44
TEAM HEALTH HOLDINGS INC 10.57% 03/02/2027	0.41
LIFESCAN GLOBAL CORP 11.83% 12/31/2026	0.40
MEDLINE BORROWER LP 3.88% 04/01/2029	0.40
CARNIVAL CORP 6.00% 05/01/2029	0.39
BSP_16-10A SUB 144A 0.00% 01/15/2029	0.39
SILVER AIRWAYS CORP 15.00% 12/31/2027	0.39

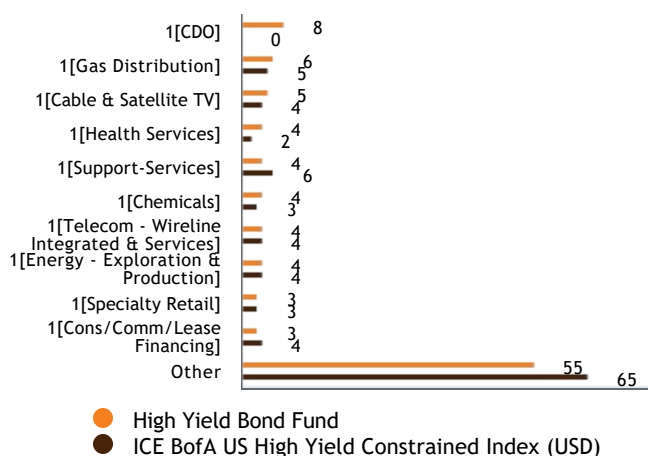
Holdings are subject to change.

Credit Quality - (ex-cash) (% of portfolio)



The credit quality of a fund's holdings is derived using Standard & Poor's as the ratings source. The purpose of the ratings is to provide investors with a simple system of gradation by which relative creditworthiness of a fund's securities may be noted. Ratings are measured on a scale that generally ranges from AAA (highest) to D (lowest).

Top 10 Sectors - (ex-cash) (% of portfolio)



Risk Information

There are risks involved with investing including loss of principal. There is no assurance that the objectives of any strategy or fund will be achieved or will be successful. No investment strategy, including diversification, can protect against market risk or loss.

Bonds and bond funds will decrease in value as interest rates rise. High yield bonds involve greater risks of default or downgrade and are more volatile than investment grade securities, due to the speculative nature of their investments. The Fund may invest in derivatives, which are often more volatile than other investments and may magnify the Fund's gains or losses.

Glossary and Important Information

30-day SEC Yield: An annualized yield based on the most recent 30 day period and includes any principal value changes to TIPS securities to reflect changes in the government's official inflation rate. Changes in the inflation rate can cause the fund's yield to vary substantially from one month to the next. An extraordinarily high SEC yield may be attributable to a rise in the inflation rate, which might not be repeated. The unsubsidized 30-day SEC Yield is an approximation illustrating the effect to the 30-day SEC Yield if fees were not waived during that period.

Effective Duration: Duration is a measure of a security's price sensitivity to changes in interest rates. Specifically, duration measures the potential change in value of a bond that would result from a 1% change in interest rates. The shorter the duration of a bond, the less its price will potentially change as interest rates go up or down; conversely, the longer the duration of a bond, the more its price will potentially change.

Weighted Average Life: The average number of years for which each dollar of unpaid principal on a loan or mortgage remains outstanding.

For those SEI products which employ a multi-manager structure, SIMC is responsible for overseeing the sub-advisers and recommending their hiring, termination, and replacement. SEI Investments Management Corporation (SIMC) is the adviser to the SEI Funds, which are distributed by SEI Investments Distribution Co. (SIDCO). SIMC and SIDCO are wholly owned subsidiaries of SEI Investments Company.

The ICE BofA US High Yield Constrained Index measures the performance of high yield bonds.

• Not FDIC Insured • No Bank Guarantee • May Lose Value • © 2024 SEI®